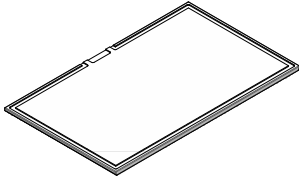


**1TOF26**

**DESCRIZIONE** Tagliere rettangolare in polietilene  
**DESCRIPTION** Rectangular polyethylene chopping board

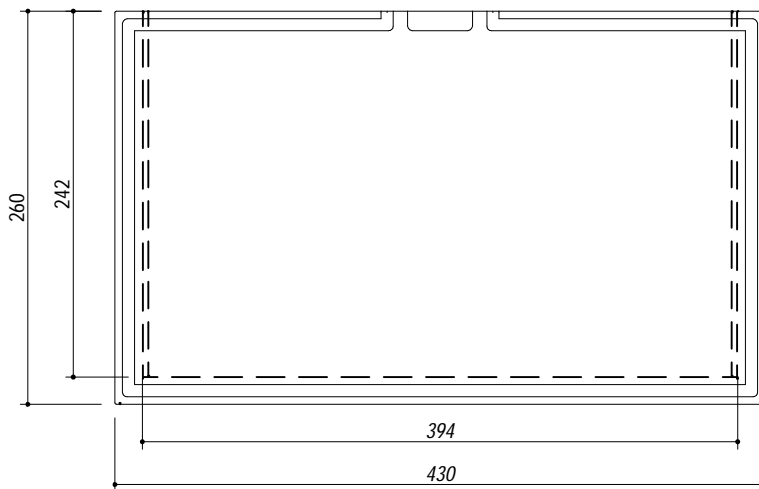
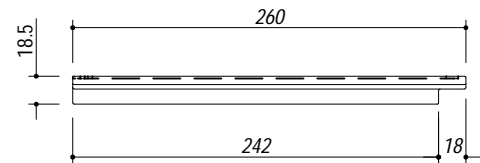
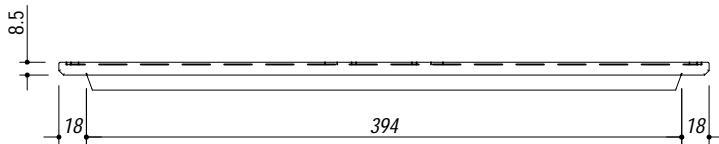
**PESO LORDO** 1.9 kg  
**GROSS WEIGHT**

**DIMENSIONI IMBALLO** 430x260x20 mm  
**PACKAGING DIMENSIONS**



**POLIETILENE**  
**Polyethylene**

- Disponibile per vasche R25 (cod. 1W40 - 1W50 - 1W70) e vasche R25 Combi (cod. 1W40C - 1W50C - 1W70C)  
 Available for R25 bowl (cod. 1W40 - 1W50 - 1W70) and R25 Combi bowl (cod. 1W40C - 1W50C - 1W70C)



**SCALA DISEGNO** 1:5  
**DRAWING SCALE**



**TUTTE LE MISURE IN mm**  
**ALL MEASURES IN mm**

**TOLLERANZA LINEARE: ± 0.5 mm**  
**LINEAR TOLERANCE**

**TOLLERANZA ANGOLARE: ± 0.2 °**  
**ANGULAR TOLERANCE**