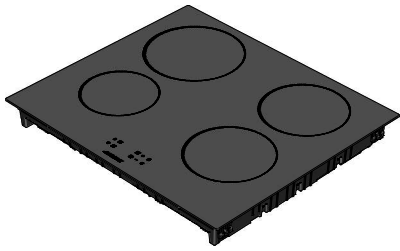


## 1PID6

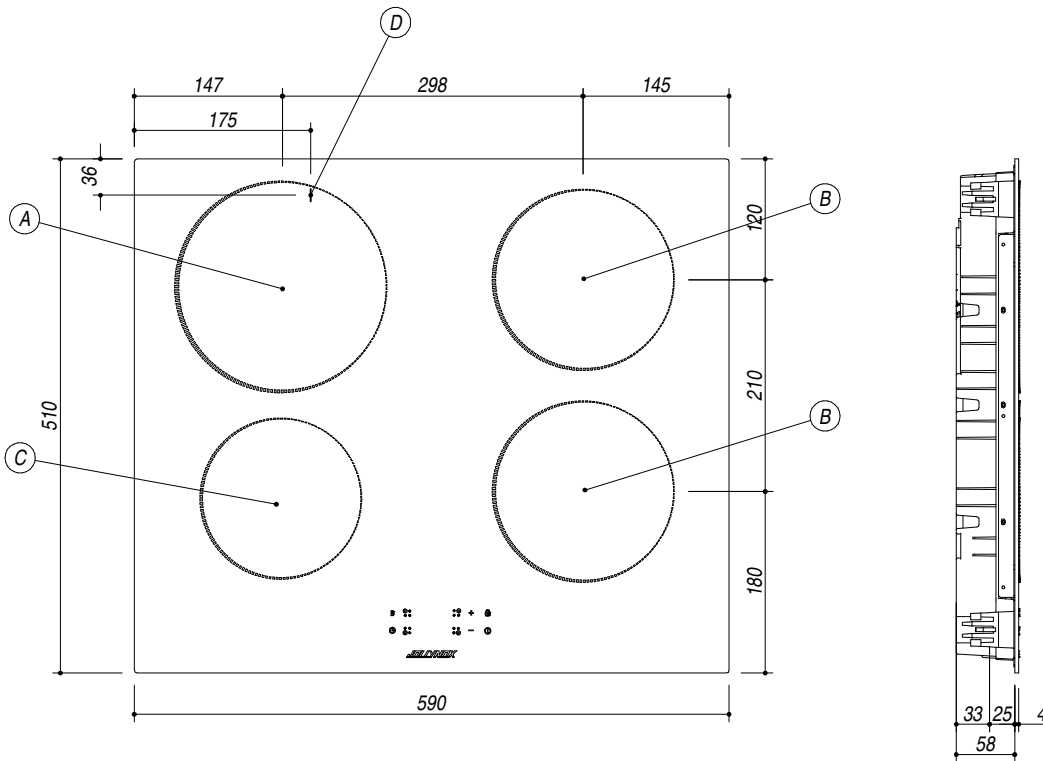
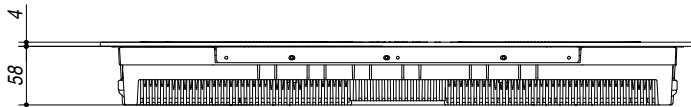
**DESCRIZIONE** INDUZIONE incasso da 60 - 4 zone touch control  
**DESCRIPTION** INDUCTION 60 cm built-in hob - 4 zones, touch control

**PESO LORDO** 10,2 Kg **DIMENSIONI IMBALLO** 590x670x120 mm  
**GROSS WEIGHT** **PACKAGING DIMENSIONS**



- (A) 1 ZONA: 2,6 kW Ø 210 (1 ZONE)
- (B) 2 ZONE: 2 kW Ø 180 (2 ZONE)
- (C) 1 ZONA: 1,5 kW Ø 160 (1 ZONE)
- (D) ALLACCIAMENTO ELETTRICO ELECTRICAL CONNECTION

- Comandi: Touch Controls (Controls: Touch)  
- Funzioni: programmatore di fine cottura 1-99', rilevamento di piccoli utensili, rilevamento automatico pentole (Cooking end timer 1-99', small tools detection, selective pan detection)  
- Dispositivi di sicurezza: blocco sicurezza bambini, spia calore residuo, allarme traboccamento, disinserimento di sicurezza (equipment: electronic child safety block, residual heat indicator, over flow alert, safety switch-off)  
- Livelli di potenza regolabili: 2,5-3,5-4,5-5,5-7,2 kW (Power management: 2,5-3,5-4,5-5,5-7,2 kW)  
- Potenza massima assorbita: 7,2 kW (Maximum absorbed power: 7,2 kW)



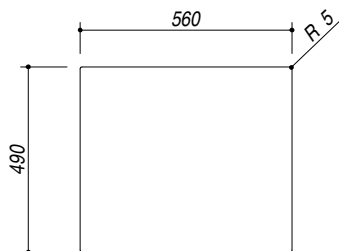
**SCALA DISEGNO** 1:7,5  
**DRAWING SCALE**

**TUTTE LE MISURE IN mm**  
**ALL MEASURES IN mm**

**TOLLERANZA LINEARE:** ± 0.5 mm  
**LINEAR TOLERANCE**

**TOLLERANZA ANGOLARE:** ± 0.2 °  
**ANGULAR TOLERANCE**

**FORATURA PER INSTALLAZIONE AD INCASSO**  
**BUILT-IN CUTOUT FOR TOP**



1:15